



**MINI
SPIDER/CRAWLER
CRANE**

Unic URW-295




EMERSON
CRANE HIRE

www.emersoncranes.co.uk

Unic URW-295

Features and specifications

The **Unic 295** is the first mini-crawler, available in Europe, narrow enough to allow access through a standard doorframe, but with almost 3 tonnes of lifting power. It leads the way technically with an array of safety features including a computer-controlled, intelligent voice warning system.




Features

- Capacity 2.9t x 1.4m
- Total width 0.6m
- Max working radius 8.41m
- Max boom length 8.65m
- Petrol powered, optional LPG dual, electric dual and diesel
- Zero length increase with electric option (except diesel)
- Operator control of outrigger extension
- Radio remote control as standard
- Working area limitation
- Slew limitation (optional)
- Intelligent throttle activation for economy and ecology



Automatic hook stow



Anti two-block system



Full safe load indicator



Overload warning lamps + auto stop + alarm

Crane Specifications

| | | |
|-------------------------------|---|--|
| Crane capacity | Capacity: | 2.9t x 1.4m |
| Max working radius | Max: | 8.41m |
| Max lifting height | Approx: | 8.8m |
| Rope length | Max: | 11.7m (4 fall), 23.4m (2 fall), 46.8m (1 fall) |
| Dimensions | Folded: | 2690mm (2905mm diesel & electrical dual) (l) x 600mm (w) x 1380mm (h) |
| Weight | Unladen: | 1850kg (1950kg with electric option, 1920kg with diesel option, 2090kg with diesel and electric dual option) |
| Point loadings | Due to the many variables involved, these are only available on request | |
| Hook speed | Approx: | 10m/min (with 4 layers and 4 falls) |
| Telescopic system | Boom length: | 2.53 - 8.65m |
| | Telescoping speed: | 6.12m/20 seconds |
| | Boom type: | 5 section hydraulically telescoping boom, hexagonal box construction |
| Derricking angle/speed | Approx: | 0 - 78°/11 seconds |
| Slewing angle/speed | Approx: | 360° (continuous) 1.5min ⁻¹ (rpm) |
| Traction system | Drive: | hydrostatic, step-less forward and reverse |
| | Travel speed: | 0 - 2.3km/h |
| | Gradability: | 20° |
| | Track ground length: | 1050mm |
| | Track ground pressure: | 48kPa (0.49kg/cm ²) |
| | Track width: | 180mm |
| Engine | Manufacturer: | Mitsubishi (Kubota diesel) |
| | Fuel: | petrol (LPG dual, electric dual and diesel options) |
| | Maximum output: | 9.6kW (13PS) / 2500min ⁻¹ (rpm) |
| | Starting method: | electric and recoil start as standard |
| | Tank capacity: | 6 litres |
| Electric motor | Power: | 3.7kW |
| | Voltage: | 400v AC 50/60Hz |
| Standard equipment | Computer controlled moment limiter (safe load indicator), computer controlled intelligent voice warning system, overload warning lamps, radio remote control, intelligent throttle activation | |
| Optional equipment | 2 fall hook block, 1 fall hook block, LPG dual power, mains electric dual power (400v), diesel engine, low marking tracks, slew limitation | |

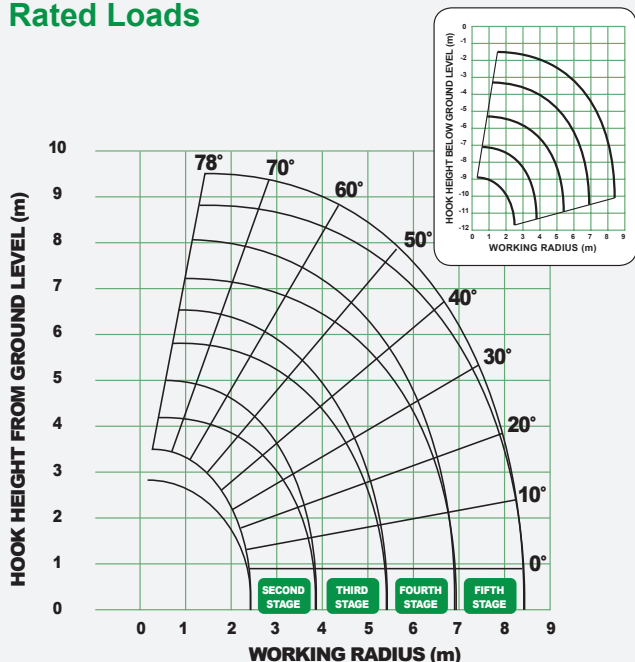
While every care has been taken in the preparation of the ratings given in this leaflet, and all reasonable steps have been taken to check the accuracy of the information, The Company cannot accept responsibility for any inaccuracy in respect of any matter arising out of, or in connection with the use of these tables. E & OE.

EMERSON
CRANE HIRE

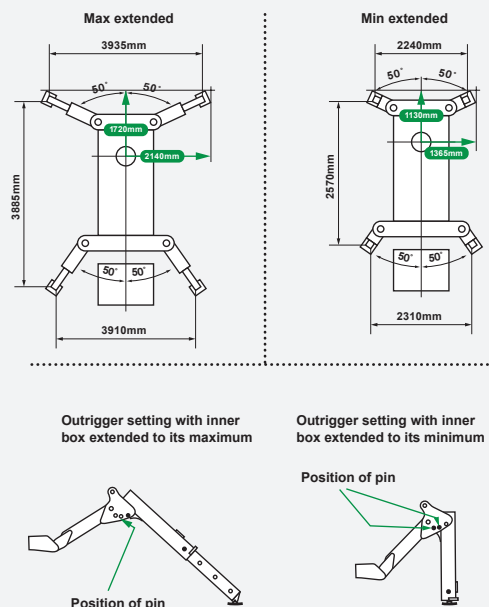
Unic URW-295

Rated loads and outrigger positions

Rated Loads



Outrigger Positions



SECOND STAGE

SECOND STAGE EXTENDED – 2.53 - 4.075m Boom length

| Working Radius | | m | up to 1.0 | 1.4 | 1.5 | 1.8 | 2.0 | 2.5 | 3.0 | 3.5 | 3.835 |
|----------------|--------------|----|-----------|-------|-------|-------|-------|-------|-------|-------|-------|
| Outrigger | Max-extended | kg | 2,900 | 2,900 | 2,650 | 2,250 | 2,050 | 1,650 | 1,300 | 1,000 | 900 |
| | Min-extended | kg | 2,000 | 2,000 | 2,000 | 1,450 | 1,100 | 650 | 490 | 350 | 250 |

THIRD STAGE

THIRD STAGE EXTENDED – 4.075 - 5.61m Boom length

| Working Radius | | m | up to 2.2 | 2.5 | 2.9 | 3.0 | 3.5 | 4.0 | 4.5 | 5.0 | 5.37 |
|----------------|--------------|----|-----------|-------|-------|-------|-------|-----|-----|-----|------|
| Outrigger | Max-extended | kg | 1,350 | 1,350 | 1,350 | 1,250 | 1,000 | 800 | 650 | 520 | 430 |
| | Min-extended | kg | 800 | 650 | 530 | 500 | 380 | 280 | 220 | 160 | 120 |

FOURTH STAGE


FOURTH STAGE EXTENDED – 5.61 - 7.13m Boom length

| Working Radius | | m | up to 3.3 | 3.8 | 4.0 | 4.5 | 5.0 | 5.5 | 6.0 | 6.5 | 6.89 |
|----------------|--------------|----|-----------|-----|-----|-----|-----|-----|-----|-----|------|
| Outrigger | Max-extended | kg | 850 | 850 | 750 | 600 | 500 | 420 | 360 | 320 | 270 |
| | Min-extended | kg | 420 | 340 | 300 | 250 | 190 | 140 | 100 | 80 | 60 |


FIFTH STAGE

FIFTH STAGE EXTENDED – 7.13 - 8.65m Boom length

| Working Radius | | m | up to 3.8 | 4.1 | 4.5 | 5.0 | 5.5 | 6.0 | 6.5 | 7.0 | 8.0 | 8.41 |
|----------------|--------------|----|-----------|-----|-----|-----|-----|-----|-----|-----|-----|------|
| Outrigger | Max-extended | kg | 550 | 550 | 450 | 370 | 310 | 270 | 230 | 200 | 150 | 130 |
| | Min-extended | kg | 350 | 290 | 250 | 200 | 160 | 130 | 100 | 70 | 40 | 30 |



Hexagonal boom minimises sway



Level operation on uneven sites



Optional mains power



Working area limitation



Low marking tracks

EMERSON
CRANE HIRE

We offer:

- Mobile Crane Hire
- Contract Lifting
- Specialist Transport
- Machinery Removals & Installation
- Mini Crawler Cranes
- CPCS Training Centre

East London



Head Office & Training Centre

Freshwater Road, Dagenham, Essex RM8 1RX

T: 020 8548 3900

E: info@emersoncranes.co.uk

West London



Depot

Thorney Lane North, Iver, Bucks SL0 9HF

T: 01753 369 000



www.emersoncranes.co.uk